

WSF World Doubles Championships

Mixed Doubles

Box 1

	1.	2.	3.	4.	5.
1. Joelle KING Paul COLL		11-7, 11-5	8-11, 11-9, 8-11	11-2, 11-7	9-11, 11-9, 11-7
2. Alexandra FULLER Jean-Pierre BRITS	7-11, 5-11		11-9, 5-11, 11-7	11-6, 11-8	11-6, 7-11, 9-11
3. Georgina KENNEDY Patrick ROONEY	11-8, 9-11, 11-8	11-9, 5-11, 11-7		11-9, 11-7	
4. Joshna CHINAPPA Vikram MALHOTRA	2-11, 7-11	11-6, 11-8	9-11, 7-11		10-11, 11-5, 11-10
5. Ka Yi LEE Chi Him WONG	11-9, 9-11, 7-11	11-6, 7-11, 9-11		11-10, 5-11, 10-11	

Standings	Points	Wins	Losses	Games	Game Pts
1. ROONEY / KENNEDY	6	3	0	6 - 2 (75%)	80 - 70 (53.33%)
2. COLL / KING	6	3	1	7 - 3 (70%)	102 - 79 (56.35%)
3. MALHOTRA / CHINAPPA	4	2	2	4 - 5 (44.44%)	79 - 84 (48.47%)
4. WONG / LEE	0	0	3	3 - 6 (33.33%)	80 - 91 (46.78%)
5. BRITS / FULLER	0	0	0	0 - 0 (0%)	0 - 0 (0%)

Box 2

	1.	2.	3.	4.	5.
1. Dipika PALLIKAL Saurav GHOSAL		6-11, 4-11	11-9, 7-11, 11-9	SES 08 Apr 11:00am	11-7, 10-11, 11-6
2. Lisa AITKEN Greg LOBBAN	11-6, 11-4		11-5, 11-4	11-2, 11-3	11-7, 11-8
3. Aifa AZMAN Mohamed KAMAL	9-11, 11-7, 9-11	5-11, 4-11		11-6, 11-8	11-2, 11-3
4. Emily WHITLOCK Peter CREED	SES 08 Apr 11:00am	2-11, 3-11	6-11, 8-11		
5. Evan WILLIAMS Kaitlyn WATTS	7-11, 11-10, 6-11	7-11, 8-11	2-11, 3-11		

Standings	Points	Wins	Losses	Games	Game Pts
1. LOBBAN / AITKEN	8	4	0	8 - 0 (100%)	88 - 39 (69.29%)
2. GHOSAL / PALLIKAL	4	2	1	4 - 4 (50%)	71 - 75 (48.63%)
3. KAMAL / AZMAN	4	2	2	5 - 4 (55.56%)	82 - 70 (53.95%)
4. WATTS / WILLIAMS	0	0	3	1 - 6 (14.29%)	44 - 76 (36.67%)
5. CREED / WHITLOCK	0	0	2	0 - 4 (0%)	19 - 44 (30.16%)

Box 3

	1.	2.	3.	4.	5.
1. Donna LOBBAN Zac ALEXANDER		2-11, 11-10, 4-11	11-7, 11-9	W/O	W/O
2. Rachael GRINHAM Ryan CUSKELLY	11-2, 10-11, 11-4		11-4, 11-8	4-11, 11-9, 9-11	11-6, 11-4
3. Rachel ARNOLD Yuen IVAN	7-11, 9-11	4-11, 8-11		9-11, 7-11	11-7, 5-11, 11-4
4. Georgia ADDERLEY Rory STEWART	Opponent W/O	11-4, 9-11, 11-9	11-9, 11-7		11-10, 11-7
5. Wai Yhann AU YEONG Aaron LIANG	Opponent W/O	6-11, 4-11	7-11, 11-5, 4-11	10-11, 7-11	

Standings

	Points	Wins	Losses	Games	Game Pts
1. STEWART / ADDERLEY	8	4	0	8 - 1 (88.89%)	87 - 57 (60.42%)
2. CUSKELLY / GRINHAM	6	3	1	7 - 3 (70%)	100 - 70 (58.82%)
3. ALEXANDER / LOBBAN	2	1	3	3 - 6 (33.33%)	39 - 72 (35.14%)
4. LIANG / AU YEONG	2	1	3	3 - 6 (33.33%)	61 - 71 (46.21%)
5. IVAN / ARNOLD	2	1	3	2 - 7 (22.22%)	71 - 88 (44.65%)


Box 4

	1.	2.	3.	4.	5.
1. Joel MAKIN Tesni EVANS		11-4, 11-5	5-11, 7-11	11-9, 11-8	11-9, 11-3
2. Hollie NAUGHTON Nick SACHVIE	4-11, 5-11		4-11, 7-11	8-11, 11-4, 9-11	11-8, 11-2
3. Alison WATERS Adrian WALLER	11-5, 11-7	11-4, 11-7		11-7, 11-2	11-9, 11-3
4. Cheyna WOOD Christo POTGIETER	9-11, 8-11	11-8, 4-11, 11-9	7-11, 2-11		11-9, 6-11, 8-11
5. Liu TSZ-LING Max LEE	9-11, 3-11	8-11, 2-11	9-11, 3-11	9-11, 11-6, 11-8	

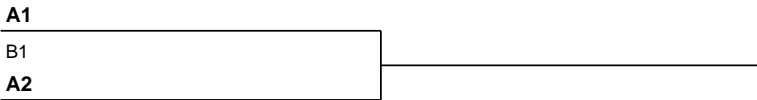
Standings

	Points	Wins	Losses	Games	Game Pts
1. WALLER / WATERS	8	4	0	8 - 0 (100%)	88 - 44 (66.67%)
2. EVANS / MAKIN	6	3	1	6 - 2 (75%)	78 - 60 (56.52%)
3. SACHVIE / NAUGHTON	2	1	3	3 - 6 (33.33%)	70 - 80 (46.67%)
4. POTGIETER / WOOD	2	1	3	3 - 7 (30%)	77 - 103 (42.78%)
5. LEE / TSZ-LING	2	1	3	2 - 7 (22.22%)	65 - 91 (41.67%)


1/2 Playoff



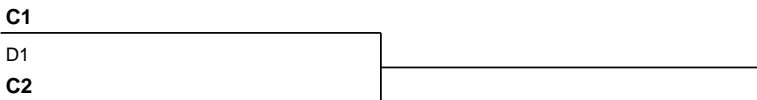
3/4 Playoff




5/6 Playoff



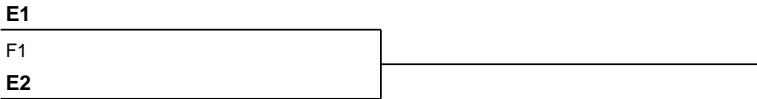
7/8 Playoff




9/10 Playoff



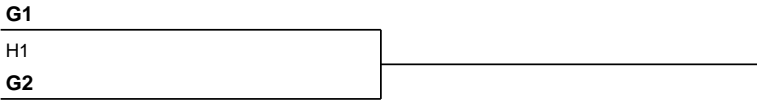
11/12 Playoff




13/14 Playoff



15/16 Playoff



17/18 Playoff



19/20 Playoff

