

BNP Paribas Rising Star - National Finals

Girls High School Draw

Box 1

	1.	2.	3.
1. C and N ORANJE MEISIES		6-0	6-0
2. WESTRIDGE HUB	0-6		0-6
3. DUINEVELD HIGH	0-6	6-0	

Standings	Points	Wins	Losses	Sets	Games
1. C and N ORANJE MEISIES	12	2	0	12 - 0 (100%)	72 - 27 (72.73%)
2. DUINEVELD HIGH	6	1	1	6 - 6 (50%)	51 - 53 (49.04%)
3. WESTRIDGE HUB	0	0	2	0 - 12 (0%)	29 - 72 (28.71%)

Box 2

	1.	2.	3.
1. CURRO HILLCREST		6-0	6-0
2. 3 ACHOR BAY	0-6		4-2
3. HOËRSKOOL PIETERSBURG	0-6	2-4	

Standings	Points	Wins	Losses	Sets	Games
1. CURRO HILLCREST	12	2	0	12 - 0 (100%)	73 - 34 (68.22%)
2. 3 ACHOR BAY	4	1	1	5 - 8 (38.46%)	57 - 76 (42.86%)
3. HOËRSKOOL PIETERSBURG	2	0	2	2 - 11 (15.38%)	55 - 75 (42.31%)

Box 3

	1.	2.	3.
1. CLARENDON HIGH		4-2	2-4
2. HOËRSKOOL GIMNASIUM	2-4		2-4
3. ST. MARY’S WAVERLY	4-2	4-2	


Standings	Points	Wins	Losses	Sets	Games
1. ST. MARY’S WAVERLY	8	2	0	9 - 4 (69.23%)	69 - 57 (54.76%)
2. CLARENDON HIGH	6	1	1	7 - 7 (50%)	79 - 87 (47.59%)
3. HOËRSKOOL GIMNASIUM	4	0	2	5 - 10 (33.33%)	90 - 94 (48.91%)

Box 4

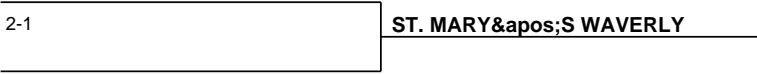
	1.	2.	3.
1. HOër MEISIE...OOL BLOEMHOF		6-0	6-0
2. DROPSHOT DIVAS	0-6		4-2
3. HOëRSKOOL SECUNDA	0-6	2-4	

Standings	Points	Wins	Losses	Sets	Games
1. HOër MEISIE...OOL BLOEMHOF	12	2	0	11 - 1 (91.67%)	69 - 36 (65.71%)
2. DROPSHOT DIVAS	4	1	1	5 - 8 (38.46%)	54 - 67 (44.63%)
3. HOëRSKOOL SECUNDA	2	0	2	3 - 10 (23.08%)	53 - 73 (42.06%)

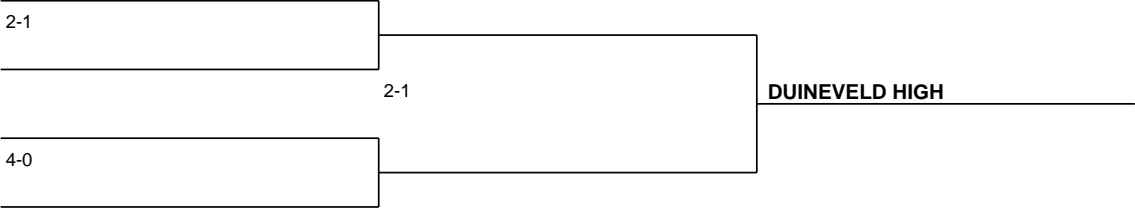
1/2 Playoff



3/4 Playoff




5/6 Playoff



7/8 Playoff



9/10 Playoff



11/12 Playoff

