










202048 GROWTHPOINT Soweto Abadala
MS 30

Main Draw

| | | | | | |
|----|-----------|----|---|-------------------------|-------------------------------------|
| 1 | TSA891093 | | | [1] Oliver GRIMBLY | |
| 2 | | | | A1 BYE | [1] Oliver GRIMBLY |
| 3 | TSA891128 | |  | Morapeli MOKOKOMALI | [1] Oliver GRIMBLY 6-3, 6-2 |
| 4 | TSA871272 | GE | | Nirvaan BALWANTH | Nirvaan BALWANTH 6-2, 6-2 |
| 5 | TSAJJ4879 | GN | | [3] DEON NAIDOO | [1] Oliver GRIMBLY 7-6, 6-2 |
| 6 | | | | A3 BYE | [3] DEON NAIDOO |
| 7 | TSA902258 | GC |  | Asanda NOJAJA | [3] DEON NAIDOO 6-3, 6-3 |
| 8 | TSA811119 | |  | Ramaru MEKGWE | Asanda NOJAJA 6-3, 4-6, 6-2 |
| 9 | TSA821055 | GC |  | Sibusiso THABETHE | [1] Oliver GRIMBLY 5-7, 6-2, 6-2 |
| 10 | TSA811020 | GN |  | Ushay DINNA | Ushay DINNA Walkover |
| 11 | | | | BYE | [4] Thabo SEHLOHO 6-4, 2-6, 6-3 |
| 12 | TSA881157 | |  | A6 [4] Thabo SEHLOHO | [4] Thabo SEHLOHO |
| 13 | TSA881179 | GE |  | Sandile SITHOLE | Bashan RAGAVAN 6-7, 6-4, 6-3 |
| 14 | TSA881159 | GE |  | Bashan RAGAVAN | Bashan RAGAVAN 6-3, 6-3 |
| 15 | | | | BYE | Bashan RAGAVAN 6-3, 6-4 |
| 16 | TSA821085 | GC |  | A8 [2] Tshepo BAHULA | [2] Tshepo BAHULA |

Position 3-4

| | |
|-------------------|-----------------|
| [3] DEON NAIDOO | [3] DEON NAIDOO |
| [4] Thabo SEHLOHO | 6-3, 6-2 |

Position 5-8

| | | |
|-------------------|-------------------------|-------------------------|
| Nirvaan BALWANTH | Nirvaan BALWANTH | |
| Asanda NOJAJA | 6-3, 6-3 | |
| Ushay DINNA | | Ushay DINNA 6-4, 6-4 |
| [2] Tshepo BAHULA | Ushay DINNA 6-4, 6-3 | |

Position 7-8

| | |
|-------------------|---------------|
| Asanda NOJAJA | Asanda NOJAJA |
| [2] Tshupo BAHULA | 2-6, 7-6, 7-6 |

Position 9-16

The diagram illustrates a sequence of events and actions over time. It consists of several horizontal bars representing time intervals, connected by lines indicating the flow of events.

- Event E1:** A bar labeled "BYE" and "Morapeli MOKOKOMALI" is connected to a bar labeled "Morapeli MOKOKOMALI".
- Event E2:** A bar labeled "BYE" and "Ramaru MEKGWE" is connected to a bar labeled "Morapeli MOKOKOMALI" with the time interval "6-2, 6-3".
- Event E3:** A bar labeled "BYE" and "BYE" is connected to a bar labeled "Sandile SITHOLE" with the time interval "6-4, 6-3".
- Event E4:** A bar labeled "Sandile SITHOLE" and "BYE" is connected to a bar labeled "Sandile SITHOLE".

The diagram shows a complex sequence of events and actions, with time intervals indicating the duration of each event. The events are labeled E1, E2, E3, and E4, and the actions are labeled Morapeli MOKOKOMALI, Ramaru MEKGWE, and Sandile SITHOLE.

Position 11-12

Ramaru MEKGWE

F1

BYE

Ramaru MEKGWE

Position 13-16

BYE

G1

BYE

BYE

G3

BYE

G2

BYE

BYE

Position 15-16

BYE

H1

BYE