






2017124 MP Spring
BS 10

Box 1

				1.	2.	3.	4.	5.
TSA071077	GC		1. PEARL Ethan		7-2	1-8	3-6	8-1
TSA071067	GC		2. BEHR Ryan	2-7		3-6	4-5	4-5
TSA071248	GC		3. POGIR Jared	8-1	6-3		4-5	9-0
TSA081173	GC		4. CORBETT Cameron	6-3	5-4	5-4		5-4
TSA081089	GN		5. GRUSKIN Jonah	1-8	5-4	0-9	4-5	

Standings	Points	Wins	Losses	Sets	Games
1. Cameron CORBETT	8	4	0	4 - 0 (100%)	21 - 15 (58.33%)
2. Jared POGIR	6	3	1	3 - 1 (75%)	27 - 9 (75%)
3. Ethan PEARL	4	2	2	2 - 2 (50%)	19 - 17 (52.78%)
4. Jonah GRUSKIN	2	1	3	1 - 3 (25%)	10 - 26 (27.78%)
5. Ryan BEHR	0	0	4	0 - 4 (0%)	13 - 23 (36.11%)

Box 2

				1.	2.	3.	4.	5.	6.
TSA071131	GC		1. BRONKHORST Michael		4-5	2-7	2-7	9-0	5-4
TSA071215	GC		2. LAFFER Gidon	5-4		1-8	5-4	7-2	4-5
TSA081015	GC		3. KODESH Jamie	7-2	8-1		6-3	9-0	5-4
TSA071058	GC		4. SWEIDAN Levi	7-2	4-5	3-6		7-2	5-4
TSA071080	GC		5. TERNER Benjamin	0-9	2-7	0-9	2-7		1-8
TSA081014	MPUN		6. STRYDOM Wian	4-5	5-4	4-5	4-5	8-1	

Standings	Points	Wins	Losses	Sets	Games
1. Jamie KODESH	10	5	0	5 - 0 (100%)	35 - 10 (77.78%)
2. Levi SWEIDAN	6	3	2	3 - 2 (60%)	26 - 19 (57.78%)
3. Gidon LAFFER	6	3	2	3 - 2 (60%)	22 - 23 (48.89%)
4. Wian STRYDOM	4	2	3	2 - 3 (40%)	25 - 20 (55.56%)
5. Michael BRONKHORST	4	2	3	2 - 3 (40%)	22 - 23 (48.89%)
6. Benjamin TERNER	0	0	5	0 - 5 (0%)	5 - 40 (11.11%)

1/2 Playoff

Cameron CORBETT

	Jamie KODESH
Jamie KODESH	5-4

3/4 Playoff

Jared POGIR

	Jared POGIR
Levi SWEIDAN	5-4

5/6 Playoff

Ethan PEARL	
	Ethan PEARL
Gidon LAFFER	7-2

7/8 Playoff

Jonah GRUSKIN	
	Wian STRYDOM
Wian STRYDOM	7-2

9/10 Playoff

BYE	
E1	
BYE	Michael BRONKHORST