







2024029 ITF MASTERS SA NATIONALS
MD 45

Box 1

				1.	2.	3.
TSA761048	FS		1. Santosh SEWLAL Jaco DROTSKIE		0-6, 1-6	1-6, 1-6
TSA770081	GN		2. Ferdi BRECHER Rupert BESTER	6-0, 6-1		6-2, 6-2
TSA760108	NW		3. CORNELIUS SCHOEMAN De Villiers KROON	6-1, 6-1	2-6, 2-6	

Standings	Points	Wins	Losses	Sets	Games
1. BESTER / BRECHER	4	2	0	4 - 0 (100%)	24 - 5 (82.76%)
2. KROON / SCHOEMAN	2	1	1	2 - 2 (50%)	16 - 14 (53.33%)
3. DROTSKIE / SEWLAL	0	0	2	0 - 4 (0%)	3 - 24 (11.11%)

Box 2

				1.	2.	3.	4.
TSA761053	GC		1. Ashley SLAMAT Wayne BROWN		4-6, 0-6	6-4, 4-6, 10-5	5-7, 6-4, 2-10
TSA781041	WP		2. Shaun LUDWIG Chezlin DANIELS	6-4, 6-0		6-7(5), 3-6	5-7, 6-7
TSA690062	GN		3. Werner SCHOLTZ Pieter JORDAAN	4-6, 6-4, 5-10	7-6(5), 6-3		0-6, 2-6
TSA760032	GC		4. Herman PUTTER Peter HAHN	7-5, 4-6, 10-2	7-5, 7-6	6-0, 6-2	

Standings	Points	Wins	Losses	Sets	Games
1. HAHN / PUTTER	6	3	0	6 - 1 (85.71%)	47 - 26 (64.38%)
2. JORDAAN / SCHOLTZ	2	1	2	3 - 4 (42.86%)	30 - 41 (42.25%)
3. BROWN / SLAMAT	2	1	2	3 - 5 (37.5%)	37 - 48 (43.53%)
4. DANIELS / LUDWIG	2	1	2	2 - 4 (33.33%)	32 - 31 (50.79%)

1/2 Playoff

BESTER / BRECHER	
HAHN / PUTTER	BESTER / BRECHER 7-6(2), 7-6(1)

3/4 Playoff

KROON / SCHOEMAN	
B1 JORDAAN / SCHOLTZ	

5/6 Playoff

DROTSKIE / SEWLAL

BROWN / SLAMAT

BROWN / SLAMAT

Walkover