

BUMBLEBEE TENNIS 10'S

Boys 10 & Under Orange

Box 1

| | 1. | 2. | 3. | 4. | 5. | 6. |
|-----------------------|------|------|--------------|------|------|------|
| 1. WEKESA Wallace | | 9-10 | Opponent W/O | 10-2 | 10-2 | 10-3 |
| 2. OTIENO Ryan | 10-9 | | Opponent W/O | 10-0 | 10-2 | 10-4 |
| 3. GANDHI Vir | W/O | W/O | | W/O | W/O | W/O |
| 4. MUSYOKA Vonk | 2-10 | 0-10 | Opponent W/O | | 10-7 | 6-10 |
| 5. LUBENGE Shal | 2-10 | 2-10 | Opponent W/O | 7-10 | | 7-10 |
| 6. VANDIESEL Moses | 3-10 | 4-10 | Opponent W/O | 10-6 | 10-7 | |

| Standings | Points | Wins | Losses | Sets | Games |
|--------------------|--------|------|--------|--------------|------------------|
| 1. Ryan OTIENO | 10 | 5 | 0 | 5 - 0 (100%) | 46 - 15 (75.41%) |
| 2. Wallace WEKESA | 8 | 4 | 1 | 4 - 1 (80%) | 45 - 17 (72.58%) |
| 3. Moses VANDIESEL | 6 | 3 | 2 | 3 - 2 (60%) | 33 - 33 (50%) |
| 4. Vonk MUSYOKA | 4 | 2 | 3 | 2 - 3 (40%) | 24 - 37 (39.34%) |
| 5. Shal LUBENGE | 2 | 1 | 4 | 1 - 4 (20%) | 24 - 40 (37.5%) |
| 6. Vir GANDHI | 0 | 0 | 5 | 0 - 5 (0%) | 0 - 30 (0%) |

Box 2

| | 1. | 2. | 3. | 4. | 5. | 6. | 7. |
|-------------------------|------|------|------|------|------|------|------|
| 1. NGANGA Titus | | 8-10 | 6-10 | 10-8 | 10-6 | 5-10 | 10-9 |
| 2. MIGUEL Brighton | 10-8 | | 10-9 | 10-6 | 9-10 | 10-8 | 10-2 |
| 3. WAFULA Moses | 10-6 | 9-10 | | 10-6 | 7-10 | 10-2 | 8-10 |
| 4. OMONDI Moses | 8-10 | 6-10 | 6-10 | | 10-7 | 10-5 | 8-10 |
| 5. OCHIENG Maxwell | 6-10 | 10-9 | 10-7 | 7-10 | | 10-2 | 9-10 |
| 6. SAGEKA Cedrick | 10-5 | 8-10 | 2-10 | 5-10 | 2-10 | | 6-10 |
| 7. KIHITI Markreinen | 9-10 | 2-10 | 10-8 | 10-8 | 10-9 | 10-6 | |

| Standings | Points | Wins | Losses | Sets | Games |
|----------------------|--------|------|--------|----------------|------------------|
| 1. Brighton MIGUEL | 10 | 5 | 1 | 5 - 1 (83.33%) | 59 - 43 (57.84%) |
| 2. Markreinen KIHITI | 8 | 4 | 2 | 4 - 2 (66.67%) | 51 - 51 (50%) |
| 3. Moses WAFULA | 6 | 3 | 3 | 3 - 3 (50%) | 54 - 44 (55.1%) |
| 4. Maxwell OCHIENG | 6 | 3 | 3 | 3 - 3 (50%) | 52 - 48 (52%) |
| 5. Titus NGANGA | 6 | 3 | 3 | 3 - 3 (50%) | 49 - 53 (48.04%) |
| 6. Moses OMONDI | 4 | 2 | 4 | 2 - 4 (33.33%) | 48 - 52 (48%) |
| 7. Cedrick SAGEKA | 2 | 1 | 5 | 1 - 5 (16.67%) | 33 - 55 (37.5%) |

Box 3

| | 1. | 2. | 3. | 4. | 5. | 6. | 7. |
|----------------------|------|------|------|------|------|------|------|
| 1. SHAMA Ian | | 10-7 | 5-10 | 10-4 | 10-9 | 8-10 | 3-10 |
| 2. BRAVIN Adrian | 7-10 | | 1-10 | 10-7 | 7-10 | 0-10 | 0-10 |
| 3. CASTRO Fidel | 10-5 | 10-1 | | 10-0 | 10-6 | 10-3 | 10-8 |
| 4. OMONDI Henry | 4-10 | 7-10 | 0-10 | | 0-10 | 3-10 | 1-10 |
| 5. OTIENO Charles | 9-10 | 10-7 | 6-10 | 10-0 | | 1-10 | 1-10 |
| 6. OBIERO Zandro | 10-8 | 10-0 | 3-10 | 10-3 | 10-1 | | 10-4 |
| 7. ARIKA Glen | 10-3 | 10-0 | 8-10 | 10-1 | 10-1 | 4-10 | |

| Standings | Points | Wins | Losses | Sets | Games |
|-------------------|--------|------|--------|----------------|------------------|
| 1. Fidel CASTRO | 12 | 6 | 0 | 6 - 0 (100%) | 60 - 23 (72.29%) |
| 2. Zandro OBIERO | 10 | 5 | 1 | 5 - 1 (83.33%) | 53 - 26 (67.09%) |
| 3. Glen ARIKA | 8 | 4 | 2 | 4 - 2 (66.67%) | 52 - 25 (67.53%) |
| 4. Ian SHAMA | 6 | 3 | 3 | 3 - 3 (50%) | 46 - 50 (47.92%) |
| 5. Charles OTIENO | 4 | 2 | 4 | 2 - 4 (33.33%) | 37 - 47 (44.05%) |
| 6. Adrian BRAVIN | 2 | 1 | 5 | 1 - 5 (16.67%) | 25 - 57 (30.49%) |
| 7. Henry OMONDI | 0 | 0 | 6 | 0 - 6 (0%) | 15 - 60 (20%) |

Box 4

| | 1. | 2. | 3. | 4. | 5. | 6. | 7. |
|------------------------|------|------|------|------|------|------|------|
| 1. OBADO Edgar | | 8-10 | 5-10 | 0-10 | 6-10 | 10-3 | 1-10 |
| 2. SIMIYU Sudheis | 10-8 | | 7-10 | 1-10 | 5-10 | 10-5 | 10-8 |
| 3. OLIECH Fidel | 10-5 | 10-7 | | 3-10 | 5-10 | 10-1 | 4-10 |
| 4. MURAGE Matthew | 10-0 | 10-1 | 10-3 | | 10-5 | 10-6 | 10-7 |
| 5. STEVE Fabian | 10-6 | 10-5 | 10-5 | 5-10 | | 10-0 | 10-9 |
| 6. MUIGAI Dalton | 3-10 | 5-10 | 1-10 | 6-10 | 0-10 | | 2-10 |
| 7. BLACKSTOCK James | 10-1 | 8-10 | 10-4 | 7-10 | 9-10 | 10-2 | |

| Standings | Points | Wins | Losses | Sets | Games |
|---------------------|--------|------|--------|----------------|------------------|
| 1. Matthew MURAGE | 12 | 6 | 0 | 6 - 0 (100%) | 60 - 22 (73.17%) |
| 2. Fabian STEVE | 10 | 5 | 1 | 5 - 1 (83.33%) | 55 - 35 (61.11%) |
| 3. James BLACKSTOCK | 6 | 3 | 3 | 3 - 3 (50%) | 54 - 37 (59.34%) |
| 4. Fidel OLIECH | 6 | 3 | 3 | 3 - 3 (50%) | 42 - 43 (49.41%) |
| 5. Sudheis SIMIYU | 6 | 3 | 3 | 3 - 3 (50%) | 43 - 51 (45.74%) |
| 6. Edgar OBADO | 2 | 1 | 5 | 1 - 5 (16.67%) | 30 - 53 (36.14%) |
| 7. Dalton MUIGAI | 0 | 0 | 6 | 0 - 6 (0%) | 17 - 60 (22.08%) |

1/2 Playoff

Ryan OTIENO

10-7

Fidel CASTRO

Fidel CASTRO

10-7

Matthew MURAGE

Brighton MIGUEL

10-7

Matthew MURAGE

Matthew MURAGE

3/4 Playoff

Ryan OTIENO

B1

Brighton MIGUEL

5/6 Playoff

Wallace WEKESA

C1

Zandro OBIERO

C3

Markreinen KIHITI

C2

Fabian STEVE

7/8 Playoff

C1

D1

C2

9/10 Playoff

Moses VANDIESEL

E1

Glen ARIKA

E3

Moses WAFULA


E2

James BLACKSTOCK

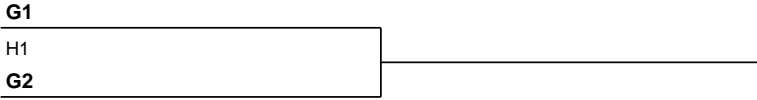
11/12 Playoff



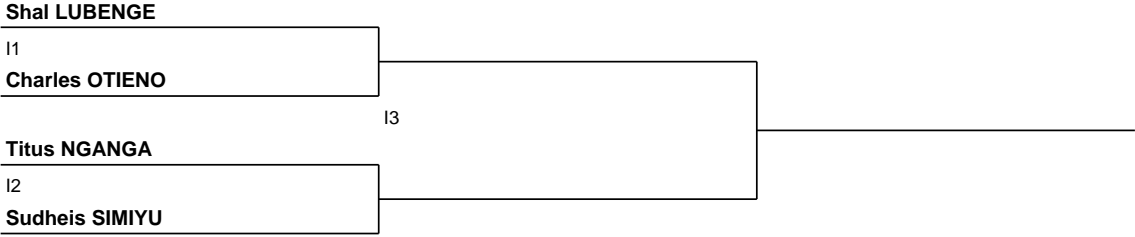
13/14 Playoff



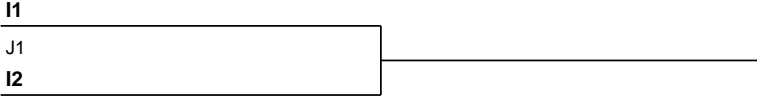
15/16 Playoff




17/18 Playoff



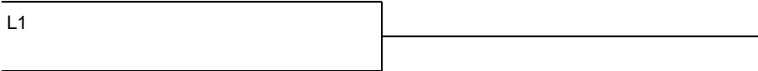
19/20 Playoff




21/22 Playoff



23/24 Playoff



25/26 Playoff



27/28 Playoff

